


RAILP150NW/D10/WS2 USA



Project:	Type:
Prepared By:	Date:

Driver Info		LED Info	
Type:	Constant Current	Watts:	150W
120V:	1.12A	Color Temp:	4000K
208V:	0.70A	Color Accuracy:	77 CRI
240V:	0.60A	L70 Lifespan:	100000
277V:	0.51A	Lumens:	17812
Input Watts:	132W	Efficacy:	135 LPW
Efficiency:	N/A		

Technical Specifications

Listings

UL Listing:

Suitable for damp locations

DLC Listed:

This product is listed by Design Lights Consortium (DLC) as an ultra-efficient premium product that qualifies for the highest tier of rebates from DLC Member Utilities.

DLC Product Code: P9KAZJ2D

IESNA LM-79 & LM-80 Testing:

RAB LED luminaires have been tested by an independent laboratory in accordance with IESNA LM-79 and LM-80, and have received the Department of Energy "Lighting Facts" label.

LED Characteristics

Lifespan:

100,000-hour LED lifespan based on IES LM-80 results and TM-21 calculations.

LEDs:

Long-life, high-efficiency surface mounting LEDs

Color Stability:

LED Color temperature is warrantied to shift no more than 200K in CCT over a 5 year period.

Color Uniformity:

RAB's range of CCT (Correlated Color Temperature) follows the guidelines of the American National Standard for Specifications for the Chromaticity of Solid State Lighting (SSL) Products, ANSI C78.377-2017.

Electrical

Driver:

Constant Current, Class 2, 120-277V, 50/60Hz, 120V: 1.12A, 208V: 0.70A, 240V: 0.60A, 277V 0.51A

Dimming Driver:

Driver includes dimming control wiring for 0-10V dimming systems. Requires separate 0-10V DC dimming circuit. Dims as low as 10%.

THD:

13.4% at 120V, 20.6% at 277V

Power Factor:

98.7% at 120V, 91.5% at 277V

Construction

Ambient Temperature:

Suitable for use 12 hours a day, 6 days a week in 60°C (140°F). Suitable for 24/7 use in ambient temperatures up to 55°C (131°F).

Housing:

Extruded aluminum

Lens:

High-transmittance polystyrene

Reflector:

Specular, high-reflectance aluminum with 95% reflectivity

Mounting:

3/4" NPS for pendant mount (pendant by others) or direct surface knockout on junction box for mounting to ceiling. Mounting hardware (not provided) should be suitable to mounting surface.

Finish:

Formulated for high-durability and long lasting color.

Green Technology:

Mercury and UV free. RoHS compliant components. Polyester powder coat finish formulated without the use of VOC or toxic heavy metals.

Recommended Mounting Height:

Up to 30 ft.

Other

Replacement:

Replaces 175-320W MH

Warranty:

RAB warrants that our LED products will be free from defects in materials and workmanship for a period of five (5) years from the date of delivery to the end user, including coverage of light output, color stability, driver performance and fixture finish.

FTC Country of Origin:

This product was assembled in the USA by RAB using imported components.

Buy American Act Compliance:

This product complies with the Buy American Act.

Sensor Specifications

Operating Voltage:

120-277V

Power Consumption:

1W

0-10V Sinking Current:

50mA

Technical Specifications (continued)

Sensor Specifications

Adjustable High and Low Modes:

High: 0-10V; Low: off, 0-9.8V

Adjustable Time Delay:

Amount of time in high mode with no motion before switching to low mode: 5 min., 1 -30 min.

Adjustable Cut Off Delay:

Time in which the fixture will remain on low mode with no motion before turning off and waiting for new motion to turn on: None, 1 -60 min., 1 -5 hrs.

Adjustable Sensitivity:

None, low, medium, maximum

Adjustable Setpoint:

None, 1 to 250 fc, auto

Adjustable Ramp Up and Fade Down Times:

1 to 60 sec.

Operating Temperature:

-40°F to 167°F (-40°C to +75°C)

Operating Humidity:

20% to 90% noncondensing

Relay Life Rating:

200,000 cycles (120/277VAC), 50,000 cycles (230VAC)

IP Rating:

Ingress Protection rating of IP66 for dust and water

UL Listing:

Suitable for Wet Locations as factory installed.

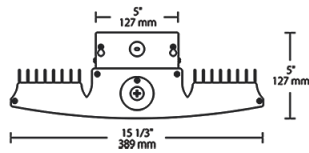
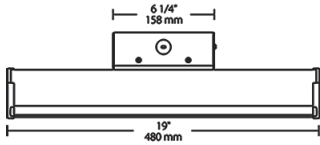
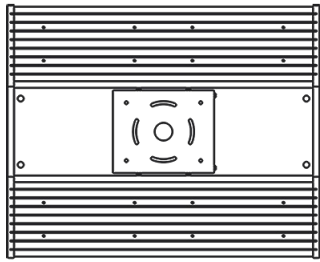
Handheld Wireless Configuration Tool:

Adjust settings using handheld wireless configuration tool. Only available with 0-10V dimming driver options.

Multi Level Motion Sensor:

*40 ft. diameter coverage from 20 ft. height.

Dimensions



Features

- Ideal for large spaces
- Ultra-high efficacy
- Up to 60% less energy usage than equivalent metal halide fixtures
- 100,000 hour lifespan, virtually maintenance free operation
- 0-10V driver for variable dimming down to 10%

Ordering Matrix

Family	Wattage	Color Temp	Finish	Voltage	Dimming	Control Options
RAILP	150	N	W		/D10	/WS2
	225 = 225W 185 = 185W 150 = 150W 95 = 95W	Blank = 5000K (Cool) N = 4000K (Neutral) YN = 3500K (Warm Neutral)	W = White	Blank = 120-277V /480 = 480V	/D10 = 0-10V Dimming	Blank = No Controls /BL = Bi-Level Control (120-277V only) /WS2 = Multi-Level Motion Sensor 20 ft /WS4 = Multi-Level Motion Sensor 40 ft /LOS = LOSBAY800 Sensor (120-277V only) /E2 = Emergency Battery Backup (120-277V only) /LC = Lightcloud® Controller (120-277V only) /LCS = Lightcloud® High Bay Sensor (120-277V only)